TRANSTECNO®
the modular gearmotor

CMPU

CMPU

CMPU Alu

Motoriduttori a vite senza fine con precoppia PU
PU pre-stage wormgearmotors



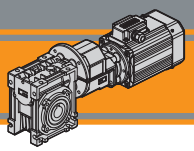

Indice	*Index*	Pag. *Page*
Caratteristiche tecniche	*Technical features*	**M2**
Designazione	*Classification*	**M2**
Sensi di rotazione	*Direction of rotation*	**M3**
Simbologia	*Symbols*	**M3**
Lubrificazione	*Lubrication*	**M4**
Carichi radiali	*Radial loads*	**M4**
Motori applicabili	*IEC Motor adapters*	**M4**
Dati tecnici	*Technical data*	**M6**
Dimensioni	*Dimensions*	**M10**
Accessori	*Accessories*	**M12**
Opzioni	*Options*	**M13**

Questa sezione annulla e sostituisce ogni precedente edizione o revisione. Qualora questa sezione non Vi sia giunta in distribuzione controllata, l'aggiornamento dei dati ivi contenuto non è assicurato. **In tal caso la versione più aggiornata è disponibile sul nostro sito internet www.transtecno.com**

This section replaces any previous edition and revision. If you obtained this catalogue other than through controlled distribution channels, the most up to date content is not guaranteed. ***In this case the latest version is available on our web site www.transtecno.com***

Caratteristiche tecniche — *Technical features*

L'elevata modularità contraddistingue i motoriduttori a vite senza fine della serie CMPU: i diversi kit entrata ed uscita li rendono estremamente versatili.
Le caratteristiche principali della serie CMPU sono:

- Carcassa in alluminio pressofuso
- Le grandezze 090 è fornita con cuscinetti a rulli conici sulla vite
- Lubrificazione permanente con olio sintetico

The high degree of modularity is a design feature of CMPU wormgearmotors range thanks to a wide selection of input and output kits. Main features of CMPU range are:

- *Die cast aluminium housing*
- *Double taper roller bearing on size 090*
- *Permanent synthetic oil long life lubrication*

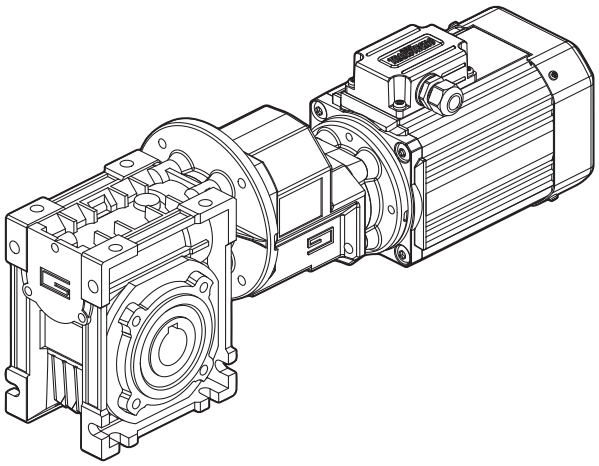

Designazione — *Classification*

RIDUTTORE A VITE SENZA FINE CON PRECOPPIA / *PRE-STAGE WORMGEARBOX*

CMPU	01/050	U	57	71	B14	SZDX	BRSX	90	P4	M1	VS	SC
Tipo *Type*	Grandezza *Size*	Versione riduttore *Gearbox Version*	Rapporto *Ratio*	IEC	Forma costruttiva *Version*	Albero di uscita *Output shaft*	Braccio di reazione *Torque arm*	Angolo *Angle*	*Pos. di montaggio precoppia Pre stage mounting position*	Pos. di montaggio Mounting position	Opzioni *Options*	Accessori *Accesso-ries*
CMPU	**01/050** **01/063** **01/070** **01/075** **01/090**	**U** **FD** **FS** **FLD** **FLS** **FBD** **FBS**	Vedere tabella *See tables*	**63** **71** **80**	**B5** **B14**	**SZDX** **SZSX** **DZ**	**BRDX** **BRSX** (*)	**0°** **90°** **180°** **270°**	**P1** **P2** **P3** (standard) **P4**	**M1** (B3) **M2** (V6) **M3** (B8) **M4** (V5) **M6** (B6) **M5** (B7)	**VS****	**SC** Safety cover **WD** Wa-shdown cover

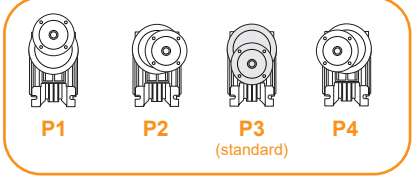

Versione Riduttore *Gearbox Version*

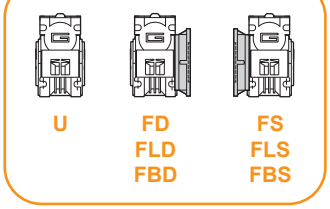

Albero di uscita *Output shaft*

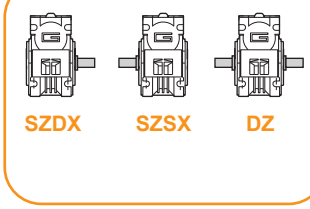

Braccio di reazione (*) *Torque arm*

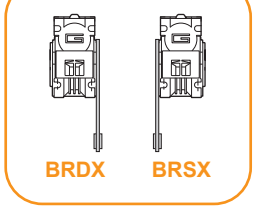

Angolo *Angle*

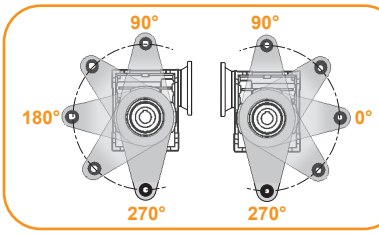

(*) NOTA: il braccio di reazione viene fornito smontato.
NOTE: the torque arm will be supplied not assembled.

** NOTA: Vite sporgente costruita su richiesta
NOTE: Extended input shaft built on request

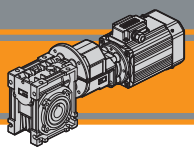

Designazione — *Classification*

MOTORE TRIFASE / *THREE PHASE MOTOR*

SMT	63	2	4	0.18 kW	IE2	B14	230-400 V	50 Hz	TEFC	BR	T1
Tipo *Type*	Grandezza *Size*	Indicativo potenza *Power coefficient*	Poli *Poles*	Potenza *Power*	Efficienza *Efficiency level*	Forma costruttiva *Version*	Tensione *Voltage*	Frequenza *Frequency*	*Ventilazione Fan cooling*	*Opzioni Options*	Pos. Morsettiera *Terminal box pos.*
SMT	N1 pag.	1-2-3-4-5	4	0.04 kW ... 2.2 kW	IE1-IE2-IE3 N4 pag.	B14	230-400 V 460V	50Hz 60Hz	TEFC TENV	Q1-P1 Q1-S1 pag.	T1 (Std) T2 T3 T4

MOTORE MONOFASE / *SINGLE PHASE MOTOR*

SMM	63	2	4	0.18 kW	B14	230 V	50 Hz	TEFC	UL-CSA	T1
Tipo *Type*	Grandezza *Size*	Indicativo potenza *Power coefficient*	Poli *Poles*	Potenza *Power*	Forma costruttiva *Version*	Tensione *Voltage*	Frequenza *Frequency*	*Ventilazione Fan cooling*	*Opzioni Options*	Pos. Morsettiera *Terminal box pos.*
SMM	N1 pag.	1-2-3-4	4	0.04 kW ... 0.75 kW	B14	230V	50Hz	TEFC TENV	Q1 pag.	T1 (Std) T2 T3 T4

MOTORE TRIFASE / *THREE PHASE MOTOR*

T	2A	63	2	4	0.18 kW	B5	PTO	230-400 V	50 Hz	T1
Tipo *Type*	Efficienza *Efficiency level*	Grandezza *Size*	Indicativo potenza *Power coefficient*	Poli *Poles*	Potenza *Power*	Forma costruttiva *Version*	Protezione termica *Thermal protector*	Tensione *Voltage*	Frequenza *Frequency*	Pos. Morsettiera *Terminal box pos.*
T	S (IE1) 2A (IE2) 3A (IE3)	T1 pag.	1-2-3-S L1-L2 M1-M2	2 4 6	0.09 kW ... 2.2 kW	B5 B14 B3	Null PTO	230-400 V 275-480 V 400-690 V	50Hz 60Hz 50Hz	T1 (Std) T2 T3 T4

Sensi di rotazione — *Direction of rotation*

CMPU



Simbologia — *Symbols*

n_1	[min^{-1}]	Velocità in ingresso / *Input speed*	M_2	[Nm]	Coppia in uscita in funzione di P_1 / *Output torque referred to P_1*
n_2	[min^{-1}]	Velocità in uscita / *Output speed*	sf		Fattore di servizio / *Service factor*
i		Rapporto di riduzione / *Ratio*	R_2	[N]	Carico radiale ammissibile in uscita / *Permitted output radial load*
P_1	[kW]	Potenza in entrata / *Nominal input power*	A_2	[N]	Carico assiale ammissibile in uscita / *Permitted output axial load*
Kg	[kg]	Peso del solo riduttore / *Weight of the gearbox only*			

Lubrificazione — *Lubrication*

Tutti i motoriduttori sono forniti completi di lubrificante sintetico viscosità 320, pertanto possono essere installati in qualunque posizione di montaggio e non necessitano di manutenzione.

Permanent synthetic oil long-life lubrication (viscosity grade 320) makes it possible to use the gearmotors in all mounting positions; for this reason they can be installed in any assembly position and do not require maintenance.

Carichi radiali — *Radial loads*

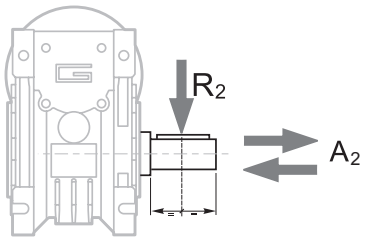

$A_2 = R_2 \times 0.2$

n_2 [min^{-1}]	R_2 [N]				
	CMPU 01/050	CMPU 01/063	CMPU 01/070	CMPU 01/075	CMPU 01/090
47	2805	3874	4141	4475	5009
35	3095	4273	4568	4937	5526
28	3334	4603	4921	5318	5953
23	3559	4915	5254	5678	6356
18	3862	5334	5702	6162	6897
14	4200	5800	6200	6700	7500

Quando il carico radiale risultante non è applicato sulla mezzeria dell'albero occorre calcolare quello effettivo con la seguente formula:

When the resulting radial load is not applied on the centre line of the shaft it is necessary to calculate the effective load with the following formula:

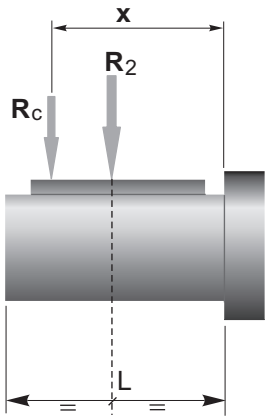

	CMPU				
	01/050	01/063	01/070	01/075	01/090
a	101	120	122	131	182
b	76	95	92	101	122
R_{2MAX}	4200	5800	6200	6700	7500

$$R_c = \frac{R_2 \cdot a}{(b+x)} \leq R_{2MAX}$$

$$R \leq R_c$$

a, b = valori riportati nella tabella
a, b = values given in the table

Motori applicabili — *Motors adapters*

	SMT			SMM			TS			T2A			T3A
	6324 6334 6344	7124 7134 7144	8024 8034	6324 6334	7124 7134	8024	6314 6324 6334	7114 7124 7134 7144	8024 8034	6324 6334	7124 7134	8014	8024 8034
CMPU01/...													

N.B. Le aree evidenziate in grigio indicano l'applicabilità della corrispondente grandezza motore.

N.B. *Grey areas indicate motor inputs available on each size of unit.*

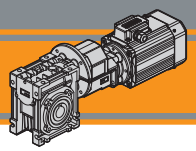

Motori applicabili

IEC Motor adapters

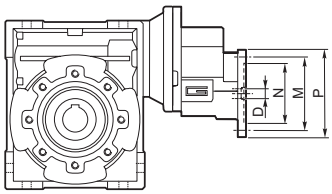

CMPU	IEC	N	M	P	D	i (i_1 x i_2)										
						28.5 (5,7x5)	42.75 (5,7x7,5)	57 (5,7x10)	64.28 (8,57x7,5)	85.5 (5,7x15)	85.7 (8,57x10)	114 (5,7x20)	128.55 (8,57x15)	142.5 (5,7x25)	171 (5,7x30)	214.25 (8,57x25)
01/050	63B5	95	115	140	11	BS	BS	BS	BS	BS	BS	BS	BS	BS	BS	BS
	63B14	60	75	90												
	71B5	110	130	160	14	B	B	B	B	B	B	B	B	B	B	B
	71B14	70	85	105												
	80B5	130	165	200	19											
	80B14	80	100	120												
01/063	63B5	95	115	140	11	BS	BS	BS	BS	BS	BS	BS	BS	BS	BS	BS
	63B14	60	75	90												
	71B5	110	130	160	14	B	B	B	B	B	B	B	B	B	B	B
	71B14	70	85	105												
	80B5	130	165	200	19											
	80B14	80	100	120												
01/070	63B5	95	115	140	11	-	BS	BS	BS	BS	BS	BS	BS	BS	BS	BS
	63B14	60	75	90												
	71B5	110	130	160	14	-	B	B	B	B	B	B	B	B	B	B
	71B14	70	85	105												
	80B5	130	165	200	19	-										
	80B14	80	100	120												
01/075	63B5	95	115	140	11	-	BS	BS	BS	BS	BS	BS	BS	BS	BS	BS
	63B14	60	75	90												
	71B5	110	130	160	14	-	B	B	B	B	B	B	B	B	B	B
	71B14	70	85	105												
	80B5	130	165	200	19	-										
	80B14	80	100	120												
01/090	63B5	95	115	140	11	-	BS	BS	BS	BS	BS	BS	BS	BS	BS	BS
	63B14	60	75	90												
	71B5	110	130	160	14	-	B	B	B	B	B	B	B	B	B	B
	71B14	70	85	105												
	80B5	130	165	200	19	-										
	80B14	80	100	120												

CMPU	IEC	N	M	P	D	i (i_1 x i_2)									
						228 (5,7x40)	257.1 (8,57x30)	285 (5,7x50)	342.8 (8,57x40)	428.5 (8,57x50)	456 (5,7x80)	514.2 (8,57x60)	570 (5,7x100)	685.6 (8,57x80)	857 (8,57x100)
01/050	63B5	95	115	140	11		BS								
	63B14	60	75	90											
	71B5	110	130	160	14		B								
	71B14	70	85	105											
	80B5	130	165	200	19										
	80B14	80	100	120											
01/063	63B5	95	115	140	11	BS	BS	BS	BS	BS		BS			
	63B14	60	75	90											
	71B5	110	130	160	14	B	B	B	B	B		B			
	71B14	70	85	105											
	80B5	130	165	200	19										
	80B14	80	100	120											
01/070	63B5	95	115	140	11	BS	BS	BS	BS	BS	BS	BS	BS	BS	BS
	63B14	60	75	90											
	71B5	110	130	160	14	B	B	B	B	B	B	B	B	B	B
	71B14	70	85	105											
	80B5	130	165	200	19										
	80B14	80	100	120											
01/075	63B5	95	115	140	11	BS	BS	BS	BS	BS	BS	BS	BS	BS	BS
	63B14	60	75	90											
	71B5	110	130	160	14	B	B	B	B	B	B	B	B	B	B
	71B14	70	85	105											
	80B5	130	165	200	19										
	80B14	80	100	120											
01/090	63B5	95	115	140	11	BS	BS	BS	BS	BS	BS	BS	BS	BS	BS
	63B14	60	75	90											
	71B5	110	130	160	14	B	B	B	B	B	B	B	B	B	B
	71B14	70	85	105											
	80B5	130	165	200	19										
	80B14	80	100	120											

Le aree evidenziate in grigio indicano l'applicabilità della corrispondente grandezza motore.
N.B. *Grey areas indicate motor inputs available on each size of unit.*

B/BS = Boccola di riduzione in acciaio
B/BS = Metal shaft sleeve

Dati tecnici — *Technical data*

P_1 [kW]	n_2 [min^{-1}]	M_2 [Nm]	sf	i	
0.12					
TS6314 (1400 min^{-1})	**49**	18	8.5	28.50	**CMPU01/050**
	33	27	5.8	42.75	
	25	35	4.5	57.00	
	22	41	3.8	64.28	
	16	49	3.3	85.50	
	16	52	3.0	85.70	
	12	62	2.2	114.00	
	11	74	2.2	128.55	
	10	73	1.7	142.50	
	8	80	2.0	171.00	
	6.5	110	1.1	214.25	
	5.4	120	1.4	257.10	
	6.5	108	2.1	214.25	**CMPU01/063**
	6.1	99	2.6	228.00	
	5.4	124	2.5	257.10	
	4.9	114	2.0	285.00	
	4.1	148	1.8	342.80	
	3.3	172	1.3	428.50	
	2.7	190	1.1	514.20	
	3.3	172	2.0	428.50	**CMPU01/070**
	3.1	146	1.9	456.00	
	2.7	190	1.7	514.20	
	2.5	165	1.4	570.00	
	2.0	220	1.2	685.60	
	1.6	247	0.9	857.00	
	2.5	165	1.8	570.00	**CMPU01/075**
	2.0	220	1.5	685.60	
	1.6	247	1.2	857.00	
	2.0	242	2.2	685.60	**CMPU01/090**
	1.6	268	1.8	857.00	

P_1 [kW]	n_2 [min^{-1}]	M_2 [Nm]	sf	i	
0.18					
SMT6324 SMT6324IE2 SMM6324 (1400 min^{-1}) 	**49**	27	5.6	28.50	**CMPU01/050**
	33	41	3.8	42.75	
	25	52	3.0	57.00	
	22	61	2.6	64.28	
	16	74	2.2	85.50	
	16	78	2.0	85.70	
	12	93	1.5	114.00	
TS6324 T2A6324 (1400 min^{-1})	**11**	111	1.4	128.55	
	10	110	1.1	142.50	
	8	119	1.4	171.00	
	5	179	0.9	257.10	
	12	92	2.8	114.00	**CMPU01/063**
	11	110	2.8	128.55	
	10	108	2.1	142.50	
	8	123	2.5	171.00	
	6.5	162	1.4	214.25	
	6.1	148	1.8	228.00	
	5.4	186	1.7	257.10	
	4.9	171	1.4	285.00	
	4.1	223	1.2	342.80	
	3.3	258	0.9	428.50	
	6.5	168	2.0	214.25	**CMPU01/070**
	6.1	148	2.6	228.00	
	5.4	186	2.4	257.10	
	4.9	171	2.0	285.00	
	4.1	223	1.7	342.80	
	3.3	258	1.3	428.50	
	3.1	219	1.2	456.00	
	2.7	285	1.1	514.20	
	2.5	247	0.9	570.00	
	3.3	258	1.6	428.50	**CMPU01/075**
	3.1	219	1.5	456.00	
	2.7	291	1.3	514.20	
	2.5	247	1.2	570.00	
	2.0	330	1.0	685.60	
	2.7	316	2.0	514.20	**CMPU01/090**
	2.5	267	1.8	570.00	
	2.0	363	1.5	685.60	
	1.6	402	1.2	857.00	

IEC

Motori *Motors*	SMT	SMM	TS	T2A
	6324 6324IE2	**6324**	**6314 6324**	**6324**
IEC	**63 B14**	**63 B14**	**63 B5/B14**	**63 B5/B14**

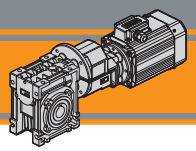

Dati tecnici — *Technical data*

P_1 [kW]	n_2 [min^{-1}]	M_2 [Nm]	sf	i	
0.25					
SMT6334 SMT6334IE2 SMM6334 (1400 min^{-1}) SMT SMM	**49**	38	4.1	28.50	**CMPU01/050**
	33	56	2.8	42.75	
	25	72	2.1	57.00	
	22	85	1.8	64.28	
	16	103	1.6	85.50	
	16	109	1.4	85.70	
	12	130	1.1	114.00	
TS6334 TS7114 T2A6334 (1400 min^{-1})	**11**	155	1.0	128.55	
	10	152	0.8	142.50	
	8	166	1.0	171.00	
	16	110	2.6	85.70	**CMPU01/063**
	12	128	2.0	114.00	
	11	153	2.0	128.55	
	10	150	1.5	142.50	
	8	171	1.8	171.00	
	6.5	226	1.0	214.25	
	6.1	206	1.3	228.00	
	5.4	258	1.2	257.10	
	4.9	238	1.0	285.00	
	10	155	2.2	142.50	**CMPU01/070**
	8	171	2.6	171.00	
	6.5	233	1.5	214.25	
	6.1	206	1.8	228.00	
	5.4	258	1.8	257.10	
	4.9	238	1.4	285.00	
	4.1	309	1.2	342.80	
	3.3	358	0.9	428.50	
	3.1	305	0.9	456.00	
	4.9	238	1.7	285.00	**CMPU01/075**
	4.1	315	1.5	342.80	
	3.3	358	1.1	428.50	
	3.1	305	1.1	456.00	
	2.7	404	0.9	514.20	
	4.1	332	2.4	342.80	**CMPU01/090**
	3.3	387	1.8	428.50	
	3.1	335	1.6	456.00	
	2.7	438	1.4	514.20	
	2.5	372	1.3	570.00	
	2.0	504	1.1	685.60	
	1.6	559	0.9	857.00	

P_1 [kW]	n_2 [min^{-1}]	M_2 [Nm]	sf	i	
0.37					
SMT6344 SMT7124 SMT7124IE2 SMM7124 (1400 min^{-1}) SMT SMM	**49**	56	2.7	28.50	**CMPU01/050**
	33	84	1.9	42.75	
	25	107	1.4	57.00	
	22	126	1.2	64.28	
	16	152	1.1	85.50	
	16	161	1.0	85.70	
TS7124 T2A7124 (1400 min^{-1})	**25**	109	2.6	57.00	**CMPU01/063**
	22	127	1.9	64.28	
	16	150	2.0	85.50	
	16	163	1.8	85.70	
	12	189	1.4	114.00	
	11	226	1.3	128.55	
	10	222	1.0	142.50	
	8	254	1.2	171.00	
	6.5	334	0.7	214.25	
	6.1	305	0.9	228.00	
	12	192	2.0	114.00	**CMPU01/070**
	11	229	1.9	128.55	
	10	229	1.5	142.50	
	8	254	1.8	171.00	
	6.5	344	1.0	214.25	
	6.1	305	1.2	228.00	
	5.4	382	1.2	257.10	
	4.9	352	1.0	285.00	
	6.5	344	1.2	214.25	**CMPU01/075**
	6.1	310	1.5	228.00	
	5.4	382	1.4	257.10	
	4.9	352	1.1	285.00	
	4.1	466	1.0	342.80	
	6.5	366	1.9	214.25	**CMPU01/090**
	6.1	327	2.5	228.00	
	5.4	401	2.4	257.10	
	4.9	381	1.8	285.00	
	4.1	492	1.7	342.80	
	3.3	572	1.2	428.50	
	3.1	496	1.1	456.00	
	2.7	649	1.0	514.20	
	2.5	550	0.9	570.00	

IEC

Motori *Motors*	SMT		SMM		TS		T2A	
	6334 6334IE2 6344	7124 7124IE2	6334	7124	6334	7114 7124	6334	7124
IEC	63 B14	71 B14	63 B14	71 B14	63 B5/B14	71 B5/B14	63 B5/B14	71 B5/B14

Dati tecnici — *Technical data*

P_1 [kW]	n_2 [min^{-1}]	M_2 [Nm]	sf	i	
0.55					
SMT7134	**49**	84	1.8	28.50	**CMPU01/050**
SMT7134IE2	**33**	124	1.3	42.75	
SMM7134	**25**	159	1.0	57.00	
(1400 min^{-1})					
	49	85	2.4	28.50	**CMPU01/063**
	33	126	2.3	42.75	
	25	161	1.8	57.00	
TS7134	**22**	189	1.3	64.28	
TS8014	**16**	223	1.4	85.50	
T2A7134	**16**	243	1.2	85.70	
T2A8014	**12**	281	0.9	114.00	
(1400 min^{-1})	**11**	336	0.9	128.55	
	22	191	1.3	64.28	**CMPU01/070**
	16	226	1.9	85.50	
	16	246	1.3	85.70	
	12	285	1.4	114.00	
	11	340	1.3	128.55	
	10	341	1.0	142.50	
	8	377	1.2	171.00	
	12	289	1.6	114.00	**CMPU01/075**
	11	345	1.3	128.55	
	10	341	1.2	142.50	
	8	377	1.5	171.00	
	6.5	512	0.8	214.25	
	6.1	461	1.0	228.00	
	5.4	567	1.0	257.10	
	11	354	1.3	128.55	**CMPU01/090**
	10	362	2.0	142.50	
	8	396	2.4	171.00	
	6.5	544	1.3	214.25	
	6.1	486	1.7	228.00	
	5.4	596	1.3	257.10	
	4.9	566	1.2	285.00	
	4.1	731	1.1	342.80	

P_1 [kW]	n_2 [min^{-1}]	M_2 [Nm]	sf	i	
0.75					
SMT7144	**49**	114	1.4	28.50	**CMPU01/050**
SMT8024 IE3	**33**	169	0.9	42.75	
SMM8024					
(1400 min^{-1})	**49**	116	1.8	28.50	**CMPU01/063**
	33	171	1.7	42.75	
	25	220	1.3	57.00	
	22	258	0.9	64.28	
TS7144	**16**	304	1.0	85.50	
TS8024	**16**	331	0.9	85.70	
T3A8024					
(1400 min^{-1})	**33**	174	1.8	42.75	**CMPU01/070**
	25	223	1.9	57.00	
	22	261	0.9	64.28	
	16	309	1.4	85.50	
	16	335	0.9	85.70	
	12	389	1.0	114.00	
	11	464	0.9	128.55	
	8	514	0.9	171.00	
	22	261	0.9	64.28	**CMPU01/075**
	16	313	1.7	85.50	
	16	335	0.9	85.70	
	12	394	1.2	114.00	
	11	470	0.9	128.55	
	10	464	0.9	142.50	
	8	514	1.1	171.00	
	16	322	2.7	85.50	**CMPU01/090**
	16	348	0.9	85.70	
	12	412	2.0	114.00	
	11	483	0.9	128.55	
	10	493	1.4	142.50	
	8	540	1.7	171.00	
	6.5	741	1.0	214.25	
	6.1	663	1.2	228.00	
	5.4	812	0.9	257.10	
	4.9	772	0.9	285.00	

Motori *Motors*	SMT		SMM		TS		T2A		T3A
	7134 7134IE2 7144	8024	7134	8024	7134 7144	8014 8024	7134	8014	8024
IEC	71 B14	80 B14	71 B14	80 B14	71 B5/B14	80 B5/B14	71 B5/B14	80 B5/B14	80 B5/B14

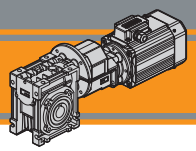

Dati tecnici — *Technical data*

P_1 [kW]	n_2 [min^{-1}]	M_2 [Nm]	sf	i	
1.1					
SMT8034 IE3 (1400 min^{-1})	**49**	168	0.9	28.50	**CMPU01/050**
SMT SMM	**49**	170	1.2	28.50	**CMPU01/063**
	33	251	1.2	42.75	
	25	323	0.9	57.00	
TS8034 T3A8034 (1400 min^{-1})	**33**	255	1.2	42.75	**CMPU01/070**
	25	327	1.2	57.00	
	16	453	1.0	85.50	
	33	255	1.2	42.75	**CMPU01/075**
	25	327	1.2	57.00	
	16	459	1.2	85.50	
	33	261	1.2	42.75	**CMPU01/090**
	25	340	1.2	57.00	
	16	472	1.2	85.50	
	12	604	1.2	114.00	
	10	723	1.0	142.50	
	8	792	1.2	171.00	

IEC

Motori *Motors*	SMT	TS	T3A
	8034	**8034**	**8034**
IEC	**80 B14**	**80 B5/B14**	**80 B5/B14**

CMPU

Dati tecnici elettrici — *Electrical technical data*

Si prega di consultare il paragrafo dedicato: — *Please see the dedicated paragraph:*

SMT SMM → N3 pag.

TS T2A T3A → T3 pag.

Dimensioni — *Dimensions*

	CMPU.. - CMPU..F - CMPU..FB - CMPU..FL													
	A	C	D H8	E	F	G1	H	HX	I	K	L	M	N h8	N1
01/050	80	120	25	144	49	92	60	36.5	50	70	85	85	70	43.5
01/063	100	144	25	174	67	112	72	36.5	63	85	104	95	80	53
01/070	110	160	28	195	64	120	80	36.5	70	90	104	115	95	57
01/075	120	172	28	205	72	120	86	36.5	75	90	112	115	95	57
01/090	140	208	35	238	74	140	103	36.5	90	100	130	130	110	67

	CMPU.. - CMPU..F - CMPU..FB - CMPU..FL											
	O	P	Q	R	S	T	V	Z	KE	a	b	t	Kg (*)
01/050	8.5	98	64	84	7	30	40	210	M8x10(n.4)	45°	8	28.3 (27.3)	6.0
01/063	8.5	110	80	102	8	36	50	228	M8x14(n.8)	45°	8	28.3	8.7
01/070	9	130	91	115	9	40	55	238	M8x14(n.8)	45°	8	31.3	10.0
01/075	11	140	93	119	10	40	60	243	M8x14(n.8)	45°	8	31.3	11.5
01/090	13	160	102	135	11	45	70	260	M10x18(n.8)	45°	10	38.3	15.5

(*) **Nota:** Il peso in kg si riferisce al solo riduttore
Note: *The weight in kg is referred to only he gearmotor*

		CMPU..F								CMPU..FB							CMPU..FL							
	a1	KA	KB	KC	KM	KN H8	KO	KP	KQ	KA	KB	KC	KM	KN H8	KO	KP	KA	KB	KC	KM	KN H8	KO	KP	KQ
01/050	45°	90	9	5	90-110	70	11(n.4)	125	110	89	9	5	130-145	110	9.5(n.4)	160	120	9	5	90-110	70	11(n.4)	125	110
01/063	45°	82	10	6	150-160	115	11(n.4)	180	142	98	10	5	165-180	130	11(n.4)	200	112	10	6	150-160	115	11(n.4)	180	142
01/070	45°	111	13	6	165-180	130	14(n.4)	200	170	—	—	—	—	—	—	—	—	—	—	—	—	—	—	—
01/075	45°	111	13	6	165-180	130	14(n.4)	200	170	—	—	—	—	—	—	—	—	—	—	—	—	—	—	—
01/090	45°	111	13	6	175-190	152	14(n.4)	210	200	—	—	—	—	—	—	—	—	—	—	—	—	—	—	—

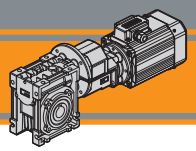

Dimensioni — *Dimensions*

CMPU..U

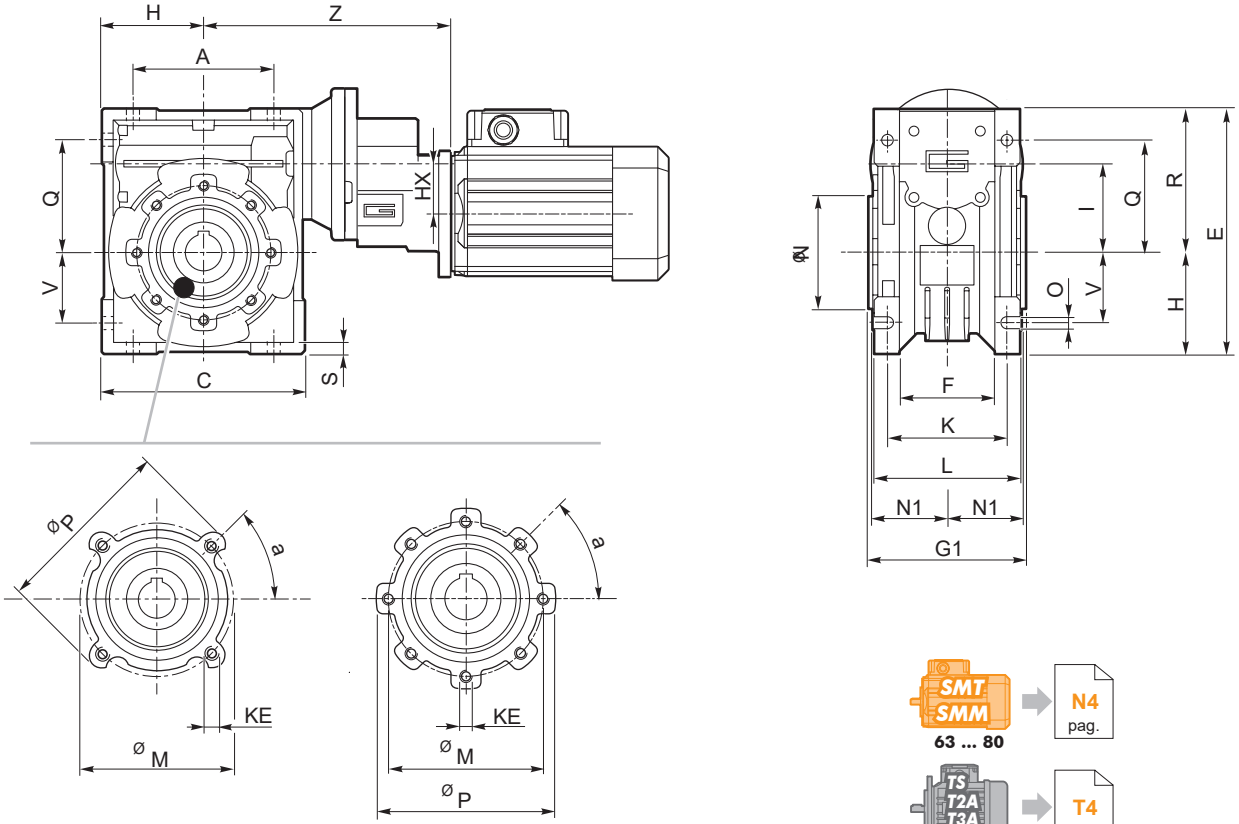

..01/050

..01/063
..01/070
..01/075
..01/090

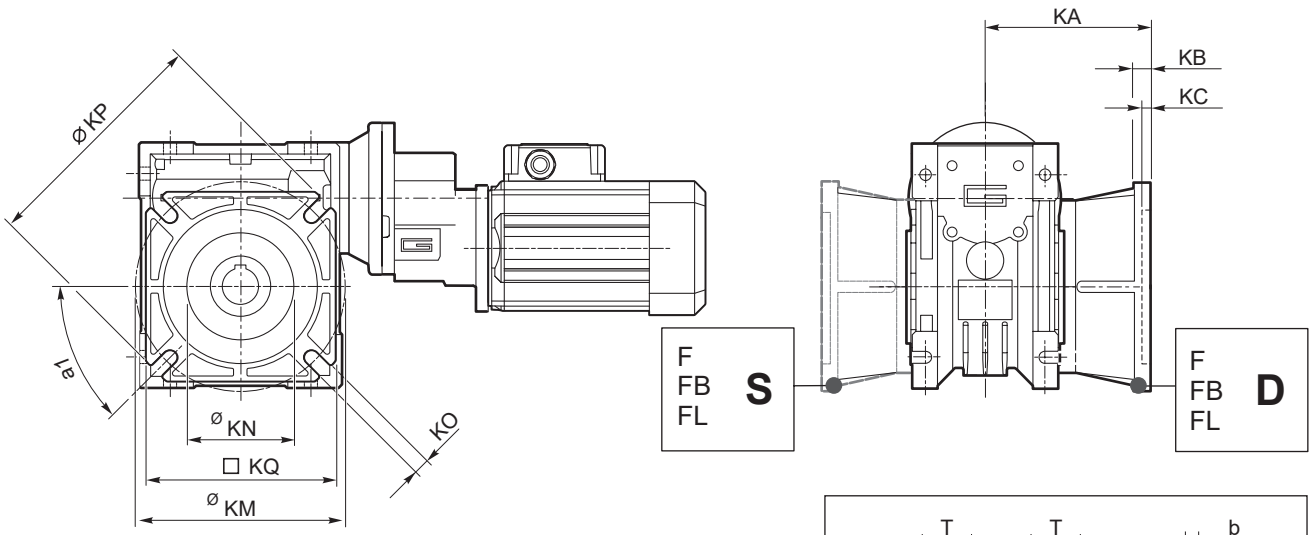

CMPU..F (..01/050 - .. 01/090)
CMPU..FB (.. 01/050 - .. 01/063)
CMPU..FL (.. 01/050 - .. 01/063)

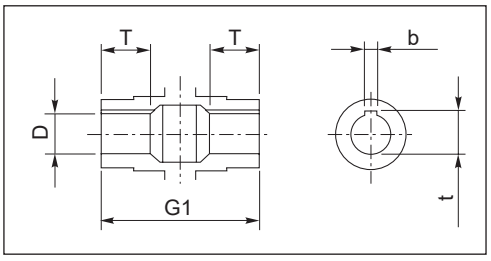

Albero lento cavo / *Hollow output shaft*

Accessori — *Accessories*

Albero lento semplice e doppio — ***Single and double output shaft***

DZ

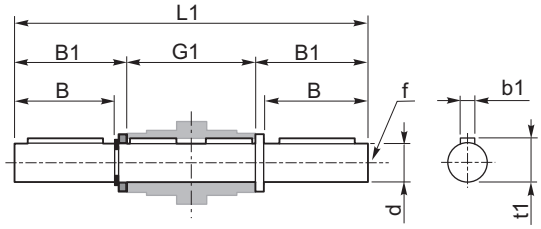

SZ

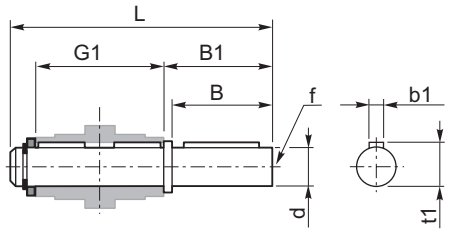

CMPU	d h7	B	B1	G1	L	L1	f	b1	t1
01/050	25	50	53.5	92	153	199	M10	8	28
01/063	25	50	53.5	112	173	219	M10	8	28
01/070	28	60	63.5	120	192	247	M10	8	31
01/075	28	60	63.5	120	192	247	M10	8	31
01/090	35	80	84.5	140	234	309	M12	10	38

Braccio di reazione — ***Torque arm***

CMPU	K1	G	KG	KH	R
01/050	100	14	38	10	18
01/063	150	14	47.5	10	18
01/070	200	25	46.5	20	30
01/075	200	25	46.5	20	30
01/090	200	25	56.5	20	30

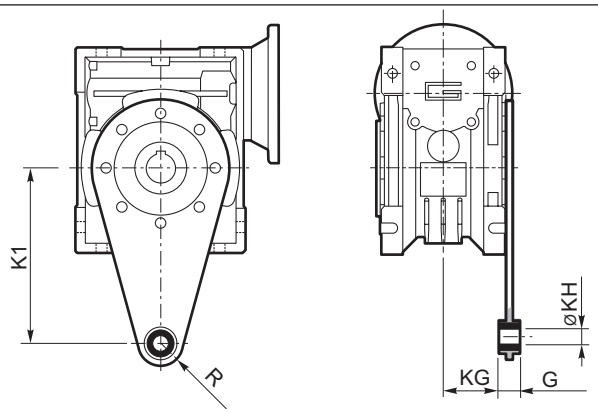

SC - *Safety Cover*

CMPU	M
01/050	62.5
01/063	73
01/070	75
01/075	79
01/090	94

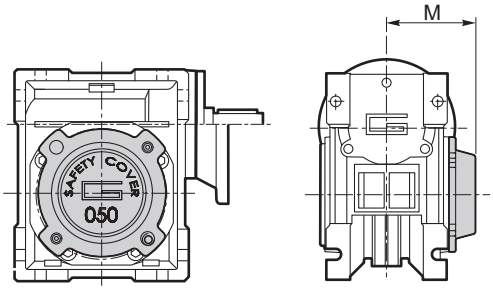

WD - *Kit washdown cover*

CMPU	M
01/050	63.5
01/063	71.5
01/070	76
01/075	80
01/090	95

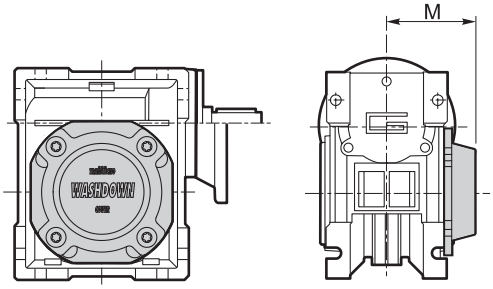

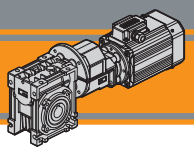

Opzioni / *Options*

VS - Vite sporgente / *Extended input shaft*

CMPU	A	B	D_1 j6	E	F	G
01/050	64	30	14	M6	5	16
01/063	75	40	19	M6	6	21.5
01/070	84	40	19	M6	6	21.5
01/075	90	50	24	M8	8	27
01/090	108	50	24	M8	8	27

Costruito su richiesta
Built on request

