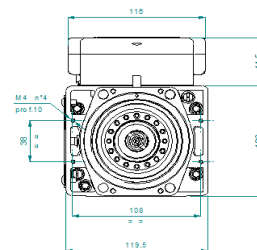
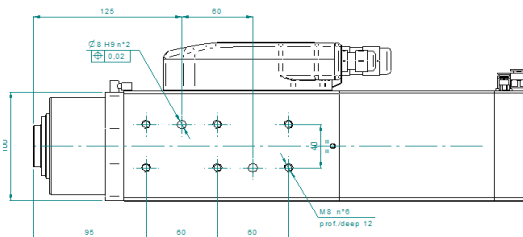
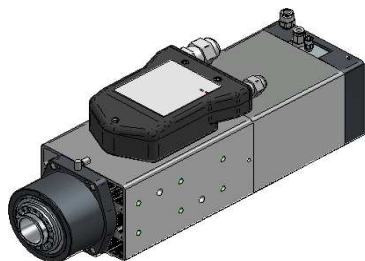


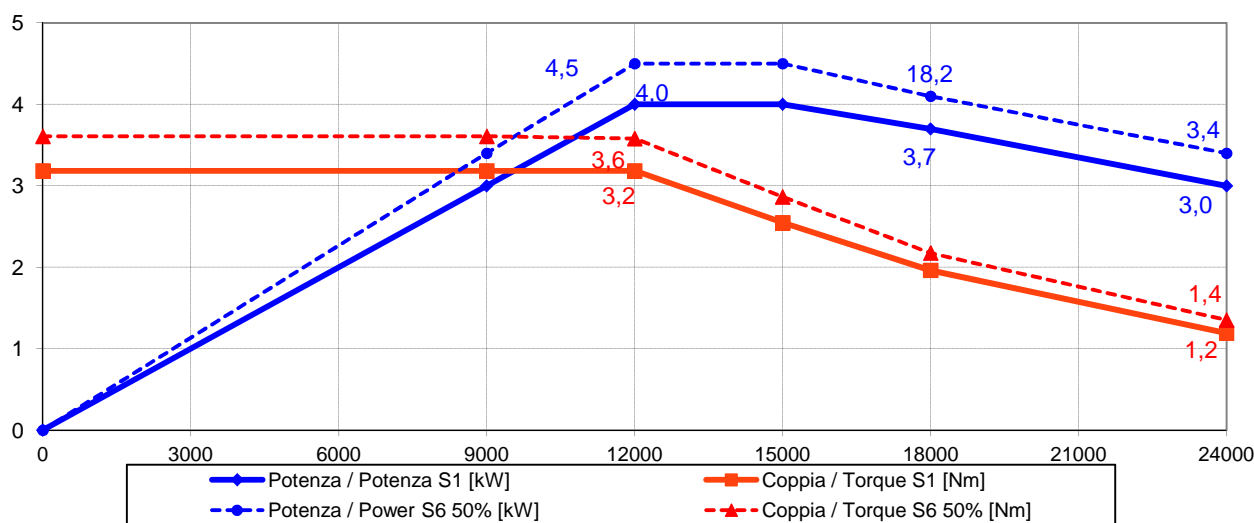


Electrospindle ATC 4 kW 24.000 rpm QD-1C 4/12 24 ISO30 NC CB BT

QD.200.A09.00



Prestazioni - Performances



Specifiche tecniche/ Technical Specifications

Tipologia elettromandrino / Electrospindle type

Attacco utensile / Tool interface

Velocità rotazione max / Max speed

Raffreddamento / cooling

Cuscinetti / Ball bearings

Lubrificazione cuscinetti / Bearings lubrication

Connessione pneumatiche / Pneumatic connection

Potenza max. (S1 - S6) / Max. Power.(S1 - S6)

Coppia max. (S1 - S6) / Max. Torque (S1 - S6)

Corrente (S1 - S6) / Current (S1 - S6) 380V

Corrente (S1 - S6) / Current (S1 - S6) 220V

Tensione / Voltage

Rotazione / Rotation

Azionamento / Supply

Sensoristica / Sensors

Peso / Weight

Asincrono-4 poli / Asynchronous-4 poles

ISO 30

24000 rpm

Aria compressa / Compressed air E8 6-6.5 bar

Ceramici / Ceramic

Grasso a vita / Grease long life

Sblocco uten. / Release. tool: E6 6-6.5 bar

Pressurizzazione / Air seal.: E4 0.5-1 bar

Blocco uten. / Lock tool: E4 6-6.5 bar

4 kW @1200 Rpm (S1) / 4.5 kW @ 12000 Rpm (S6)

3,2 Nm (S1) / 3,6 Nm (S6)

11 A (S1) / 11,8 A (S6)

19 A (S1) / 20,5 A (S6)

220 V /380 V

CW – CCW

Con inverter / By inverter

S1 Afferraggio utensile / S1 Tool lock

S2 Pinza aperta / S2 Open clamp

S3 Rotazione albero / S3 Spindle rotation

16 kg