SCHEMA CRIMPATURA CONTATTI CAVO DI SEGNALE

CIRCULAR CONI. PIN	DESCRIZIONE / DESCRIPTION	COLOR	SEZIONE
P1	OUTPUT ELETTROVENTOLA - OUTPUT ELECTROFAN	VERDE / GREEN	0,35mmq
P2	+24 Vcc - ALIM. ELETTROVENTOLA - SUPPLY ELECTROFAN	MARRONE / BROWN	0,35mmq
P3	+24 Vcc - ALIM. S3 - SUPPLY S3	BLU / BLUE	0,14mmq
P4	0 Vcc - ALIM. S3 - SUPPLY S3	NERO / BLACK	0,14mmq
P5	OUTPUT S1 - UTENSILE AFFERRATO - TOOL LOCKED	MARRONE / BROWN	0,14mmq
P6	OUTPUT S2 - UTENSILE SBLOCCATO - TOOL RELEASED	GRIGIO / GREY	0,14mmq
P7	OUTPUT S3 - ROTAZIONE ALBERO - SHAFT ROTATION	ROSSO / RED	0,14mmq
P8	0 Vcc - ALIM. S1 + S2 - SUPPLY S1 + S2	ROSA / PINK	0,14mmq
		VERDE / GREEN	0,14mmq
P9	+24 Vcc - ALIM. S1 + S2 - SUPPLY S1 + S2	GIALLO / YELLOW	0,14mmq
		BIANCO / WHITE	0,14mmq
P10	N.C.	-	-
P11	OUTPUT SONDA TERMICA - THERMAL ALLARM	BIANCO / WHITE	0,14mmq
P12	0 Vcc - ALIM. ELETTROVENTOLA - SUPPLY ELECTROFAN	BIANCO / WHITE	0,35mmq
P13	+24 Vcc - SONDA TERMICA - THERMAL ALLARM	BIANCO / WHITE	0,14mmq
	+24 Vcc - PULSANTE C.U. - T.C. BUTTON	NERO / BLACK	0,14mmq
P14	OUTPUT - PULSANTE C.U. - T.C. BUTTON	NERO / BLACK	0,14mmq

POSIZIONE CONTATTI DA "X" - CONTACTS POSITION FROM "X"

CONNETTORE POTENZA - POWER CONNECTOR

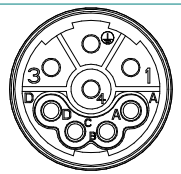

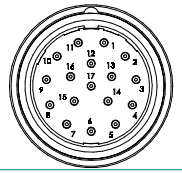

POSIZIONE CONTATTTI DA "X" - CONTACTS POSITION FROM "X"

- CONNETTORE SEGNALE I/O - SIGNAL I/O CONNECTOR

CONNETTORE POTENZA - POWER CONNECTOR

PIN	DESCRIZIONE - DESCRIPTION	COLORE - COLOR	CONNETTORE POTENZA - POWER CB TERMINAL
1	U - FASE MOTORE - PHASE MOTOR	MARRONE-BROWN	SEE DETAIL Z POS. U
2	GND	GIALLO/VERDE-YELLOW/GREEN	-
3	W - FASE MOTORE - PHASE MOTOR	NERO-BLACK	SEE DETAIL Z POS. W
4	V - FASE MOTORE - PHASE MOTOR	BLU-BLUE	SEE DETAIL Z POS. V
A	NC	-	
B	NC	-	
C	NC	-	
D	NC	-	

N.C. = NON COLLEGATO - NOT CONNECTED

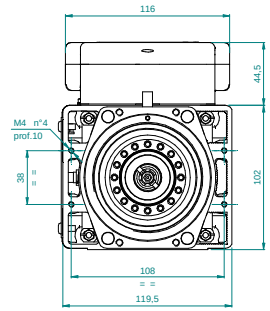

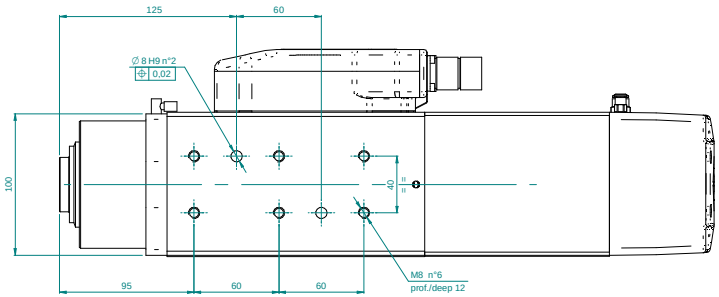

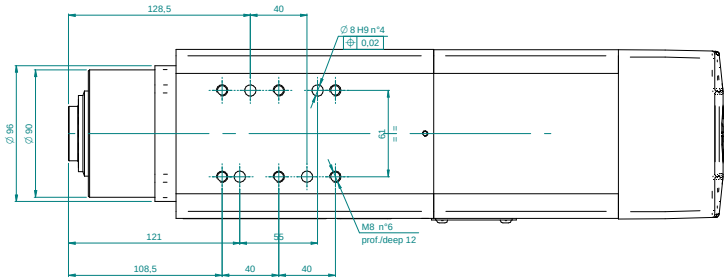

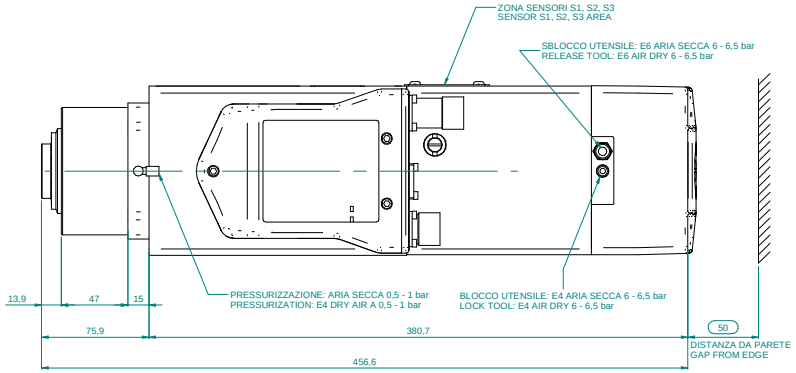

COLLEGAMENTO A TRIANGOLO "D" 220V
TRIANGLE "D" CONNECTION 220V

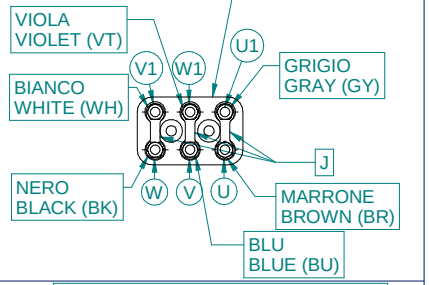

COLLEGAMENTO A STELLA "Y" 380V
STAR "Y" CONNECTION 380V

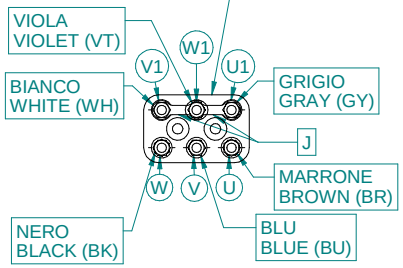

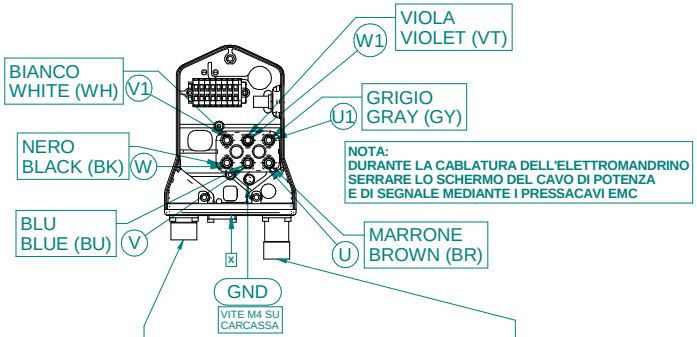

NOTA:
DURANTE LA CABLATURA DELL'ELETTROMANDRINO SERRARE LO SCHERMO DEL CAVO DI POTENZA E DI SEGNALE MEDIANTE I PRESSACAVI EMC

CONNETTORE SEGNALE I/O - SIGNAL I/O CONNECTOR
CONNETTORE CIRCOLARE M23 SEGNALE 17 VIE
CIRCULAR CONNECTOR M23 SIGNAL 17 CONTACTS

CONNETTORE POTENZA - POWER CONNECTOR
CONNETTORE CIRCOLARE M23 POTENZA 4+4 VIE
CIRCULAR CONNECTOR M23 POWER 4+4 CONTACTS

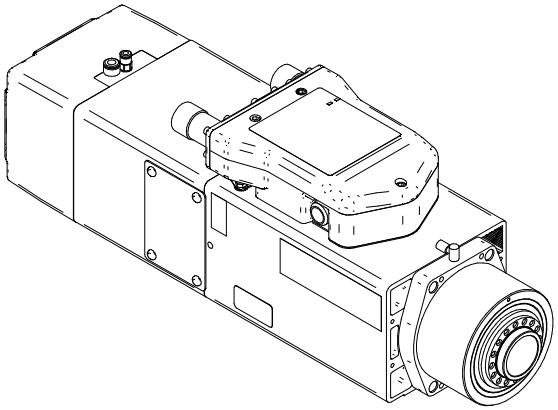

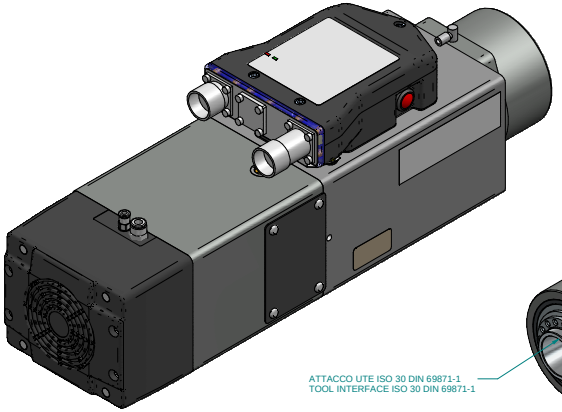

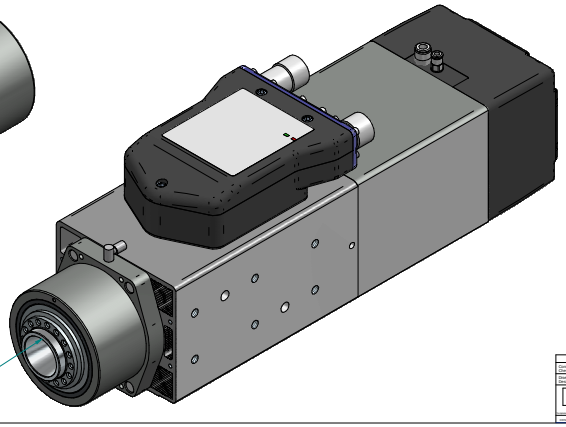

ATTACCO UTE ISO 30 DIN 69871-1
TOOL INTERFACE ISO 30 DIN 69871-1

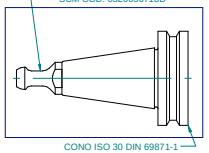

	Firma / Signature	Data / Date				
Controllato / Checked			00			
Disegnato / Drawn			Rev.	Data / Date	Firma / Signature	N° Modifica / Change ID
Emesso / Issued			Rev.	Descrizione ultima modifica / Last change description		

HITECO

ELETTROMANDRINO / MOTOR SPINDLE
ELETM QD-1F 4/12 24 ISO30 NC CC BT

SCALA / SCALE	CODICE / CODE	REV.	FOGLIO / SHEET
1:2,2	29L0486429B	00	3/3

Proprietà esclusiva di HITECO. Vietata la copia o la diffusione a terzi senza autorizzazione scritta. Property of HITECO. Copy or distribution to third parties without written authorization is prohibited.